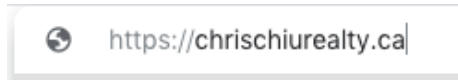


How to Save Search Instructions

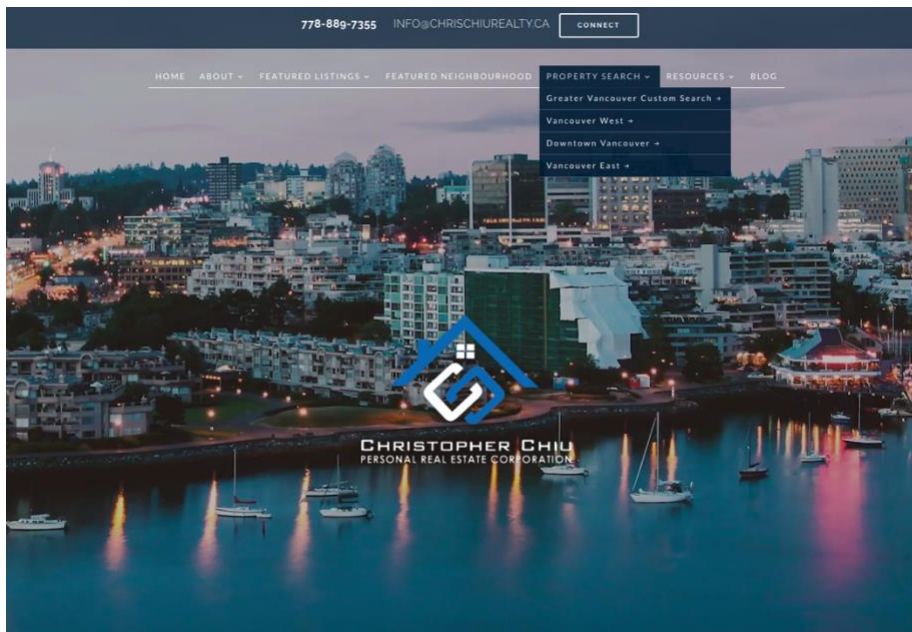
1) OPEN UP BROWSER:

Type in www.chrischiurealty.ca



Press Enter or Return key

2) CLICK ON PROPERTY SEARCH:



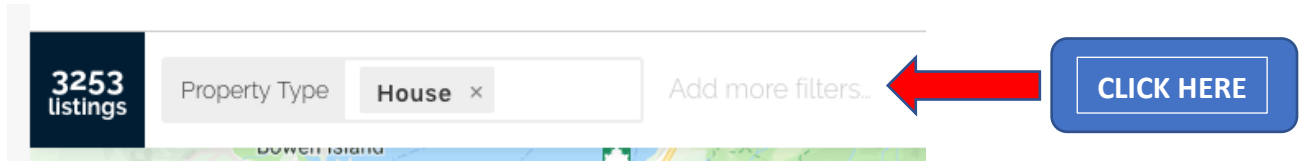
Specify Greater Vancouver Custom Search.



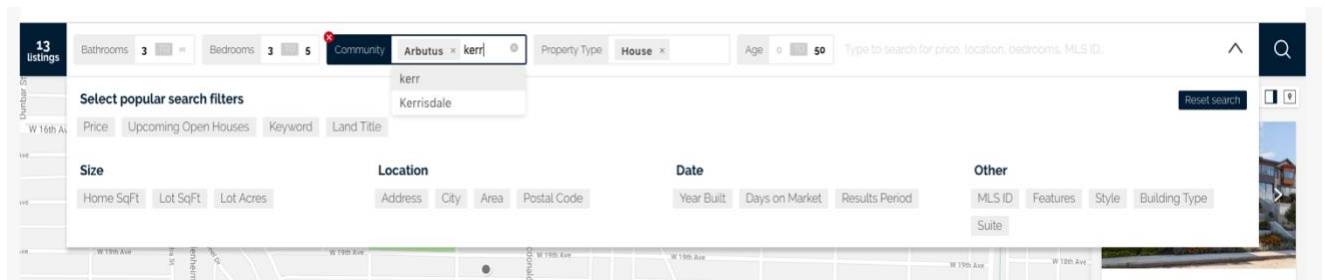
Next, select whether you want to search for a Single-Family Home or Condo/Townhome.

3) SELECT PARAMETERS / CRITERIA FOR YOUR SEARCH:

Click on “Add more filters...”



Select some parameters for your search from the drop-down menus. The more parameters you select, the more specific your search will be.



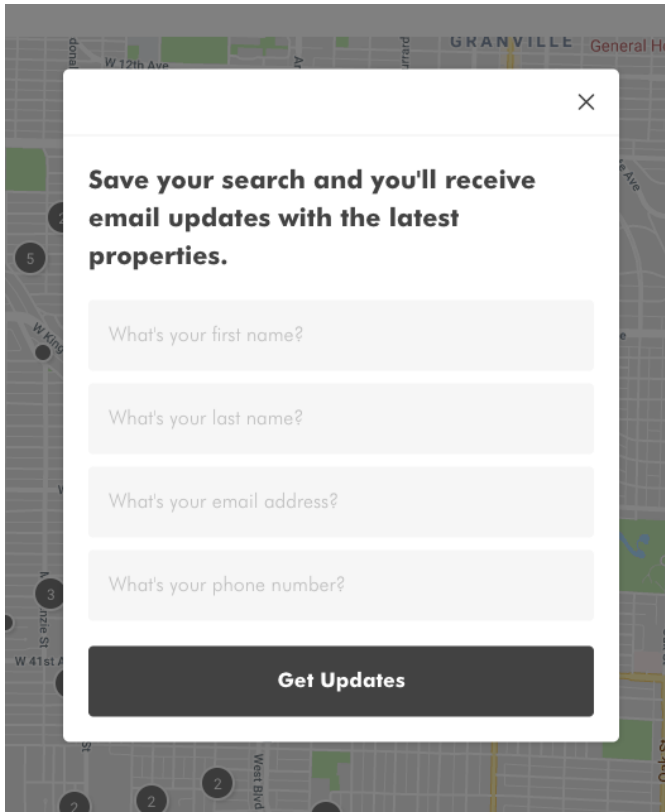
4) SAVING SEARCH:



Once you click on the icon, a “Save Search” button will appear.

Save search

This will open a pop up. Enter your email address and any new listings under your search criteria will be emailed directly to you 😊



×

Save your search and you'll receive email updates with the latest properties.

What's your first name?

What's your last name?

What's your email address?

What's your phone number?

Get Updates

GET UPDATES!!

